

## DESCRIPTION

The **Series 418** and **Series 420** are ideal for high pressure separators, dehydrators, or any application where it is necessary to control the fluid output.

## FEATURES

**Ductile or Steel Bodies** - Meets all application demands.

**Hammer Union Construction** - Reduced downtime for repair.

**Wide Range of Trim Sizes** - Meets all operating conditions.

**Globe or Angle Body** - Ease of piping.

**Nace Adaptable** - Can be modified for use in sour service.

## SPECIFICATIONS

### Body Material

Series 420 Steel WCB

Series 418 Ductile A-395

### End Connections

1" and 2" FNPT

### Body Cover

Steel, Union

### Diaphragm Operator

Steel, 65 sq. in.

Nylon Reinforced Buna N Diaphragm

Maximum Recommended Operating Pressure 70 psi

Maximum Containment Pressure 100 psi

### Packing

Non-Lubricated Buna N

### Maximum Working Pressure

See Schedule on Page 2

### Temperature Limits

-20°F to 250°F

### Stem Material

303 Stainless Steel

### Plug and Seat

See Schedule on Page 2



Series 418 Ductile Valve

### General Notes:

1. Standard topworks is direct action (normally closed) with 65 sq. in. effective area.
2. Cv and Cg values are for fully open inner valve.
3. Part numbers applicable only when valve desired is exactly as described above.
4. To order specify Model Number, Part Number, Trim Description.
5. See attached parts list.

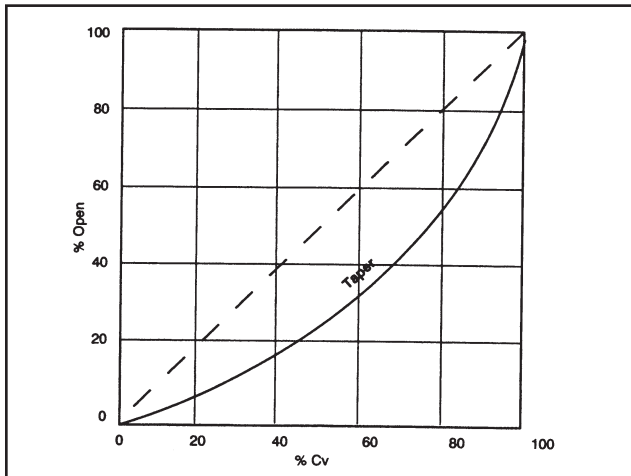
## ORDERING INFORMATION

Body Style Material	Size	Model Number	Max. W.P.	Trim Size	Full Open		Part Numbers		Weight
					Cv	Cg	Taper		
							416 S.S.*	Carbide	
Series 418 Threaded Globe A-395 Ductile	1"	DSG-160-418	6000 psi	1/4"	1.8	52	80004316	80004311	45
				3/8"	4.0	116	80004320	80004310	
				1/2"	6.5	186	80004312	80004314	
				**3/4"	14.1	409	80004330	--	
	2"	DSG-240-418	4000 psi	1/4"	1.8	52	80004416	80004417	65
				3/8"	4.0	116	80004441	80004418	
1/2"				6.4	186	80004445	80004446		
3/4"				14.1	409	80004421	80004426		
Series 420 Threaded Globe Steel WCB	1"	DSG-160-420	6000 psi	1/4"	1.8	52	80004338	80004339	50
				3/8"	4.0	116	80004343	80004344	
				1/2"	6.5	186	80004348	80004349	
				**3/4"	14.1	409	80004356	--	
	2"	DSG-260-420	6000 psi	1/4"	1.8	52	80004456	80004457	65
				3/8"	4.0	116	80004461	80004462	
1/2"				6.4	186	80004466	80004467		
3/4"				14.1	409	80004476	80004477		
Series 420 Threaded Angle Steel WCB	1"	DSA-160-420	6000 psi	1/4"	1.8	52	80004242	80004205	45
				3/8"	4.0	116	80004246	80004206	
				1/2"	6.5	186	80004207	80004250	
				3/4"	14.1	409	80004257	--	
	2"	DSA-230-420	3000 psi	1/4"	1.8	52	80004270	80004271	54
				3/8"	4.0	116	80004275	80004218	
1/2"				6.4	186	80004280	80004281		
3/4"				14.1	409	80004290	80004291		
				1"	20.5	549	80004294	--	

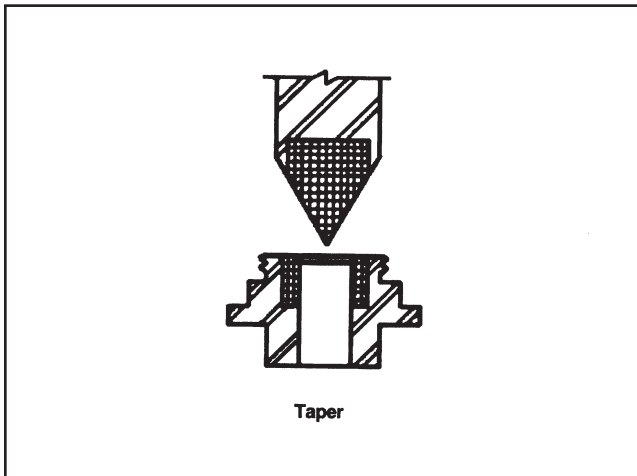
\*416 Hardened Stainless Steel

\*\* 3/4" Trim in 1" Valve is limited to 3000 psi Max. Diff. Pressure.

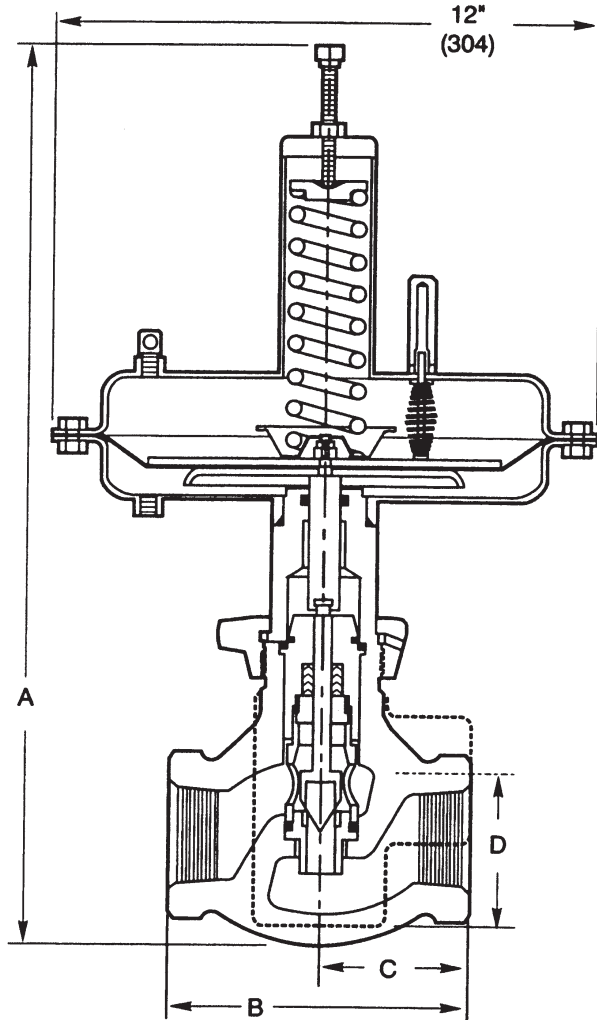
## TRIM CHARACTERISTICS



## TRIM STYLES



## DIMENSIONS



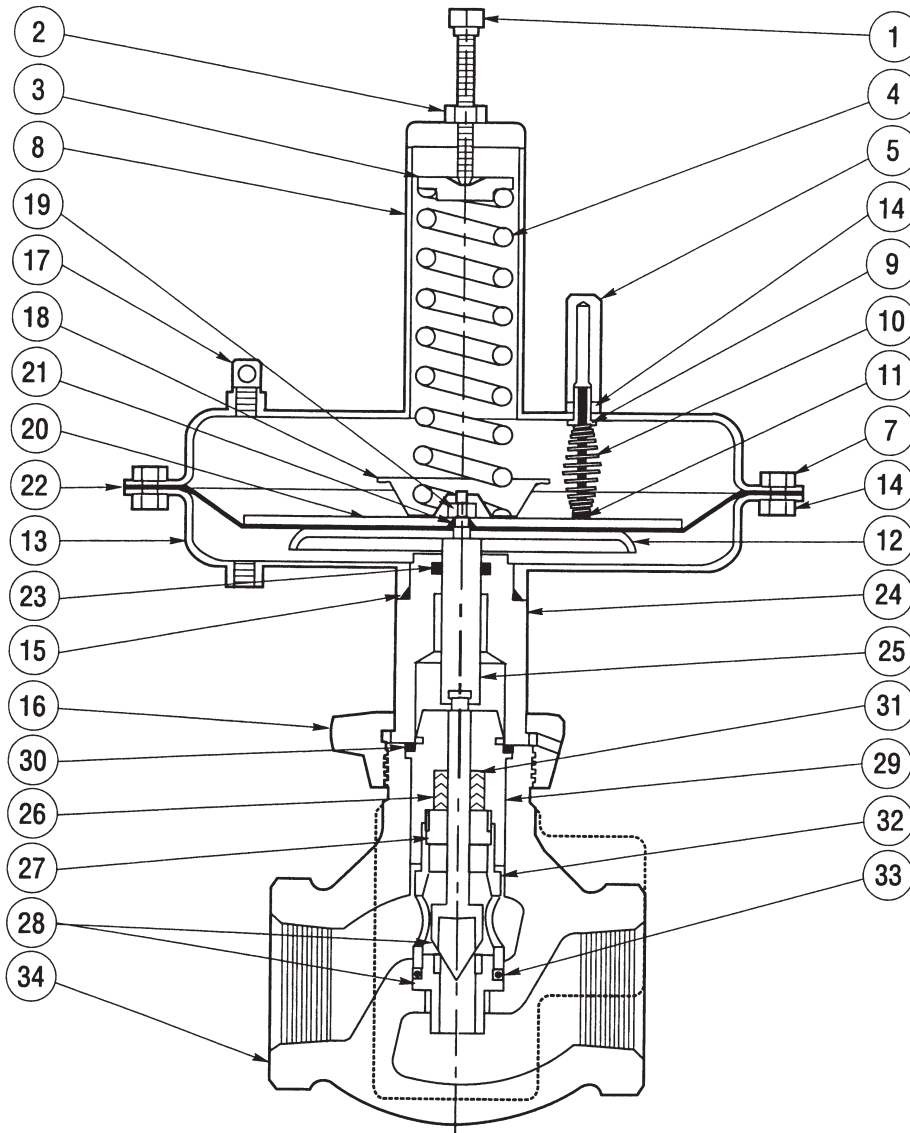
Model No.	A	B	C	D
DSG-160-420	21.6" (548)	7" (177)	--	--
DSG-260-420	21.6" (548)	7" (177)	--	--
DSG-160-420	20.8" (526)	--	2" (51)	2.6" (66)
DSG-230-420	21" (532)	--	3.5" (89)	3.5" (89)

**Note:** Dimensions -- Inches to the nearest tenth (millimeters to the nearest whole mm), each independently dimensioned from respective engineering drawings.

# NATCO CANADA

www.natcogroup.com • 1-800-661-6628

FMC INVALCO



# NATCO CANADA

www.natcogroup.com • 1-800-661-6628

## PARTS

Item	Notes	Description	Qty.	Part Number	
				1" Valve	2" Valve
1		Screw 1/2-13 x 3" SQHSS	1	65000525	65000525
2		Nut 1/2-13 Hex Jam	1	65008551	65008551
3		Upper Spring Rest	1	45001858	45001858
4	*	Spring	1	45008406	45008406
5	*	Sight Glass	1	45004223	45004223
7		Screw 3/8-16 x 7/8" HHCS	16	65003440	65003440
8		Upper Diaphragm Case	1	48004020	48004020
9		Bushing	1	45003129	45003129
10		Spring	1	45004315	45004315
11		Travel Indicator	1	45003502	45003502
12		Lower Diaphragm Plate	1	45001789	45001789
13		Lower Diaphragm Case	1	48003459	48003459
14		Nut 3/8-16 Hex	17	65001966	65001966
15	*	O-Ring BUN-225-90	1	67101299	67101299
16		Hammer Nut	1	45001862	45001862
17		1/4" Bleeder Filter	1	45002612	45002612
18		Travel Stop	1	45002343	45002343
19		Nut 3/8-24 Flexloc	1	65001401	65001401
20		Upper Diaphragm Plate	1	45002776	45002776
21	*	O-Ring BUN-011-90	1	67101725	67101725
22	*	Diaphragm	1	45003460	45003460
23	*	O-Ring BUN-210-90	1	67101263	67101263
24		Yoke	1	48001860	48001860
25		Upper Stem	1	45001861	45001861
26	*	Packing 3/8"x7/8" Reg.	5	45002061	45002061
27		Packing Follower	1	45001963	45002024
28	@	Stem, Plug, and Seat		See SSIV029	
29		Stuffing Box	1	45001952	45003101
30	@	O-Ring BUN-224-90	1	67101870	67101870
31	*	Packing 3/8"x7/8" Flat	1	45002060	45002060
32		Seat Cage	1	45001865	45002025
33	*@	O-Ring (BUN-216-90) 7", (BUN-221-90) 2"	1	67101873	67102145
34		Body DSG-160-418 Ductile	1	45002178	--
		Body DSG-240-418 Ductile	1	--	45002401
		Body DSA-160-420 Steel	1	45001867	--
		Body DSG-160-420 Steel	1	45011979	--
		Body DSA-230-420 Steel	1	--	45008600
		Body DSA-260-420 Steel	1	--	45005577

\*Recommended spare parts. See trim set group in process.

@ Included with trim sets.